



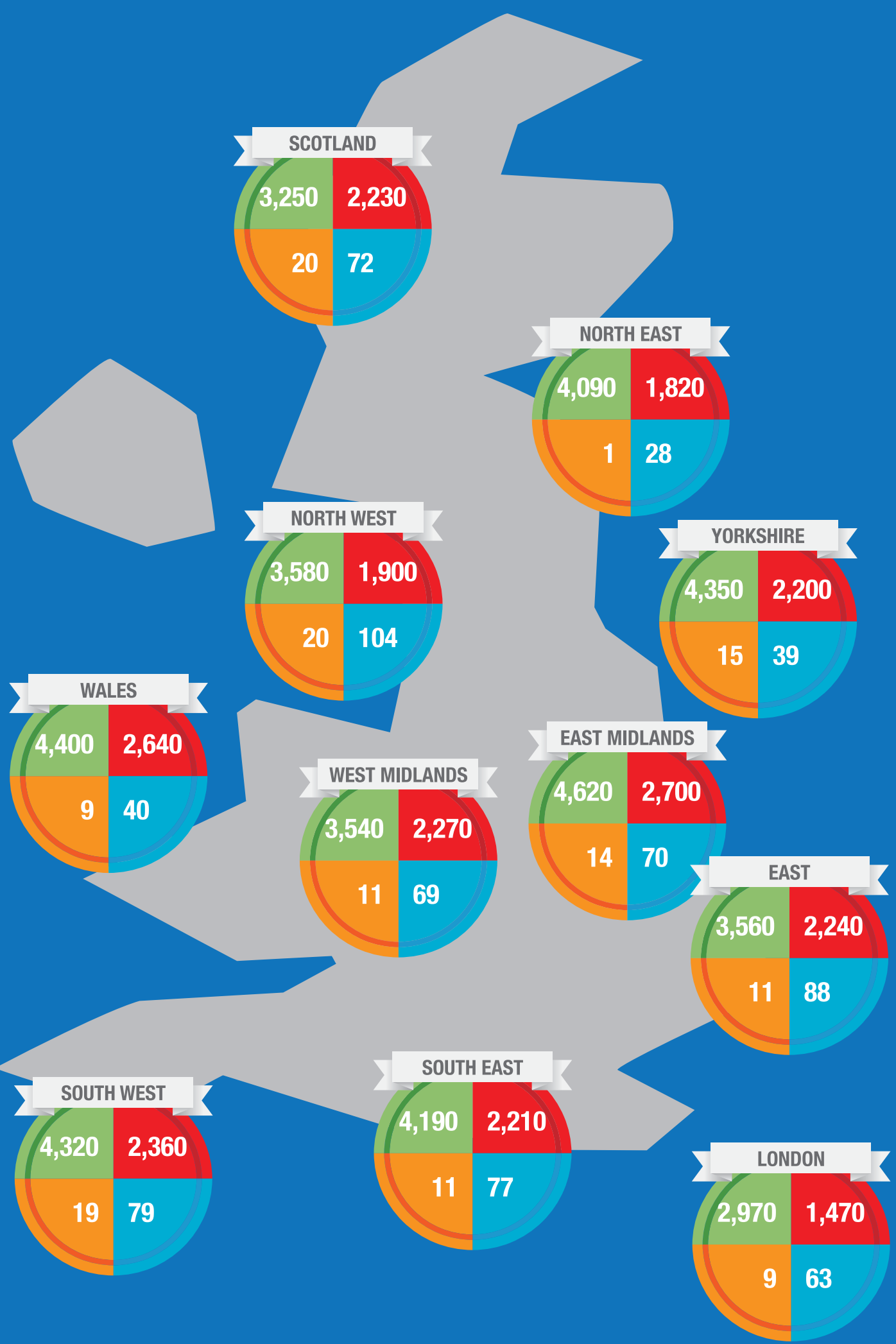


# Map of health and safety statistics

## Great Britain

-  Rate of total cases of ill health per 100,000 people employed in the last 12 months, three-year average 2011/12, 2013/14, 2014/15 (LFS)
-  Rate of non-fatal injury per 100,000 workers, three-year average 2012/13 to 2014/15 (LFS)
-  Number of fatal injuries to workers 2014/15
-  Cases prosecuted by HSE, local authorities and, in Scotland, the Crown Office and Procurator Fiscal Service, 2014/15



Notes: Labour Force Survey (LFS) rates relate to place of residence, fatality data relates to place of work and prosecution data relates to the location of the court where the case was heard.



**Head Office**  
5 Platinum Court  
Alchemy Way  
Knowsley  
Liverpool  
L33 7XN

**Southern Office**  
Meridian Centre  
Vulcan Way  
Croydon  
Surrey  
CRO 9UG

**success is no accident**  
  
**Telephone** 0870 300 8174  
**Email** info@courtley.com  
**Web** www.courtley.com

For all your health & safety needs courtley.com



Source: HSE, www.hse.gov.uk

Courtley (Health & Safety) Ltd  
Registered in England and Wales: 3013533

